

SW-100T

W-100T is a high performance passive subwoofer for professional installations. It provides a greater depth of sound to conventional systems with full-range speakers.

Thanks to its compact design the SW-100T can be installed directly on the roof.

The SW-100T incorporating any public address system achieves complete fidelity in the reproduction of the audio spectrum, covering the range from 35 Hz to 200 Hz with its 8" driver and an enclosure resonant specially designed to achieve excellent performance in its operating band.



Features SW-100T:

- Compact Design
- Easy Installation
- High audio depth
- 8" driver

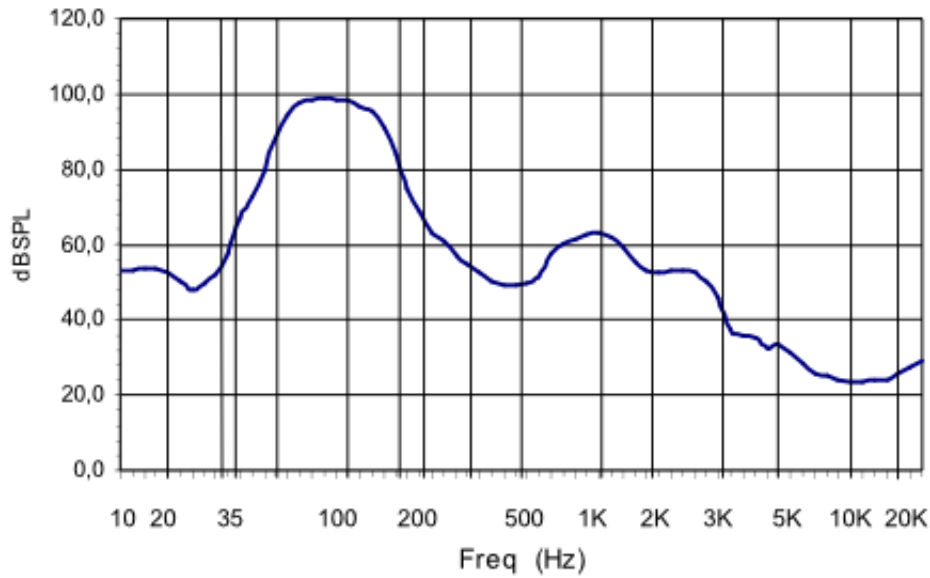
Technical Specifications:

Model	SW-100T
Power supply	60W RMS
Frequency response I/O	35-200Hz
Sensitivity	88 dB (1 W, 1 m)
Speaker impedance	8 ohm
Cover	Steel
Frontal and interior	ABS Halogen free and low resonance
Colour	White. RAL 9016 (other colours on demand)
Transformer	7.5/ 15 / 30 / 60 W (Selectable) @70V 15 / 30 / 60 W (Selectable) @100V 8 ohms
Transformer 100v	15 / 30 / 60 W (Selectable)
Connector	4 poles screw terminal
Driver	8"
Dimensions (diameterx height)	345 x 400 mm.
Instalation hole(diameter)	309mm
Weight	9,6Kg.

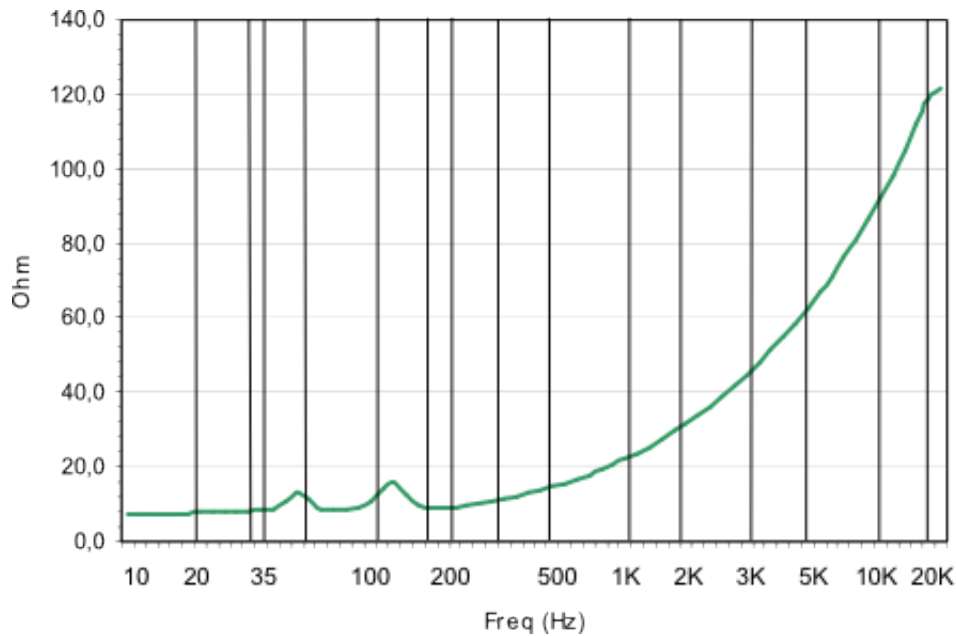
SW-100T

Added information:

Frequency response:

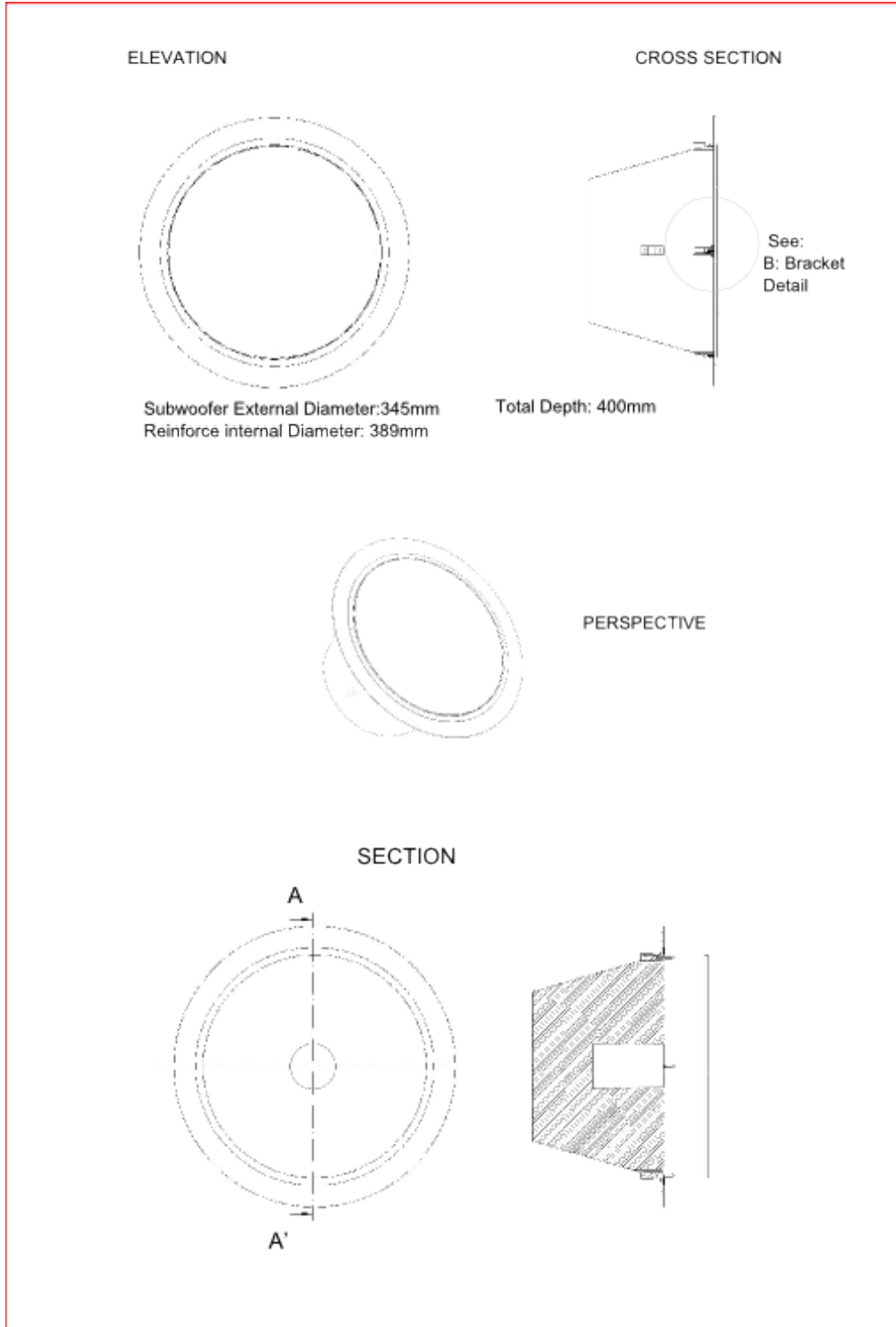


Impedance:



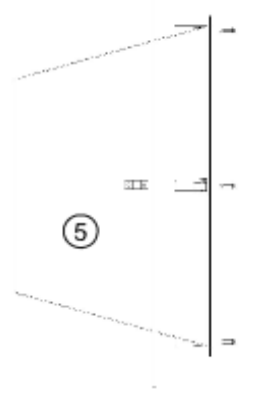
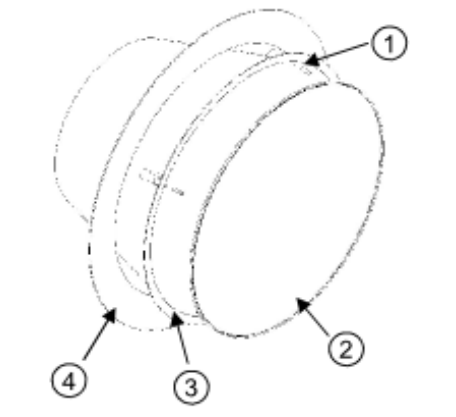
SW-100T

Mechanical Drawings:



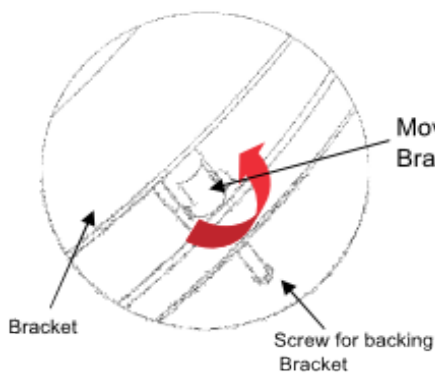
SW-100T

Excursion:



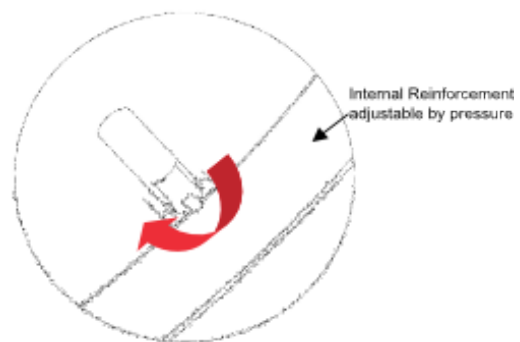
- 1. Screw
- 2. Grille
- 3. Subwoofer SW-100T
- 4. Holder
Anchorage for chains

B: Fixing Details



- 1. The moving parts in which threaded screw is rotated 90° about left or right.
- 2. Install reinforcement

- 3. Turn the moving part 90° leaving the limb above the Bracket
- 4. Screw to fix



SW-100T

Power Distribution:

Due to the characteristics of the audio frequency spectrum and the sensitivity of the transducers, the power to apply in the case of a passive type subwoofer SW as 100T, is of great importance because we only get a high fidelity reproduction of low frequencies with an appropriate ratio between the subwoofer and satellites.

Given the characteristics of SW-100T we'll get good results in faithful reproduction power keeping a ratio of about 2 to 1 (double power subwoofer satellite) depending on the sensitivity of the satellites.



Example 1 SW-100T combined with 2 ceiling loudspeakers PRO-25@ 10W



Example 2: SW-100T combined with 2 ceiling loudspeakers XC-80T



Example 3: SW-100T combine with 4 ceiling louspeakers SC-85 @ 5 W

SW-100T**SPECIFICATIONS FOR ENGINEERS AND ARCHITECTS**

SW-100T mounted with driver 8 "resonant enclosure suitable to the cutoff frequency of 200Hz. Be installed horizontally. The beam width is 150 ° x 150 °. It will have powers to switch 70V/100V lines allowing 60/30/15/7.5W and 60/30/15W respectively, powers will also select low impedance (8 ohms).

The enclosure shall be metal for fire protection, the front will be of ABS and will include an acoustically transparent metal grill. The dimensions are 345mm in diameter and 400 mm deep. Their mountings adjustable screws will anchor the front, and will have a metal roof reinforcement. Also incorporated fixings to be hung.

The assembly will have a total weight of 9.6 Kg, including the internal reinforcement for sheet. The product fulfills the CE marked.

Warranty	2 years
Product Code	LDASW100TS01

Sound tests:

1. Power

Pink noise is introduced and amplified through the whole band width obeying the standard IEC 60268-5. If the maximum power of the speaker is reached, the noise is cut. Then, the speaker is checked. It must not present visible damages or losses of features after 100 hours of working.

2. Sensitivity, frequency range and impedance.

It is introduced several sinusoidal impulses which have different frequency to 1 W of power level from the nominal impedance of the speaker. The average sound pressure level (dB-SPL) is measured to 1 metre of distance with regard to the speaker in an anechoic environment.