

## DESCRIPTION

The VX-3000CT is an operation panel designed for exclusive use with the VX-3000 Series. Operation such as the activation of general broadcast and the input/output volume control can be performed by connecting the VX-3000CT to the VX-3000 Frame via network. It is equipped with 9 function keys and 8 volume controls. Up to 2 units can be connected to a single VX-3000 Frame, and a maximum of 80 units can be configured per system. It can be mounted in an EIA equipment rack (1U size).

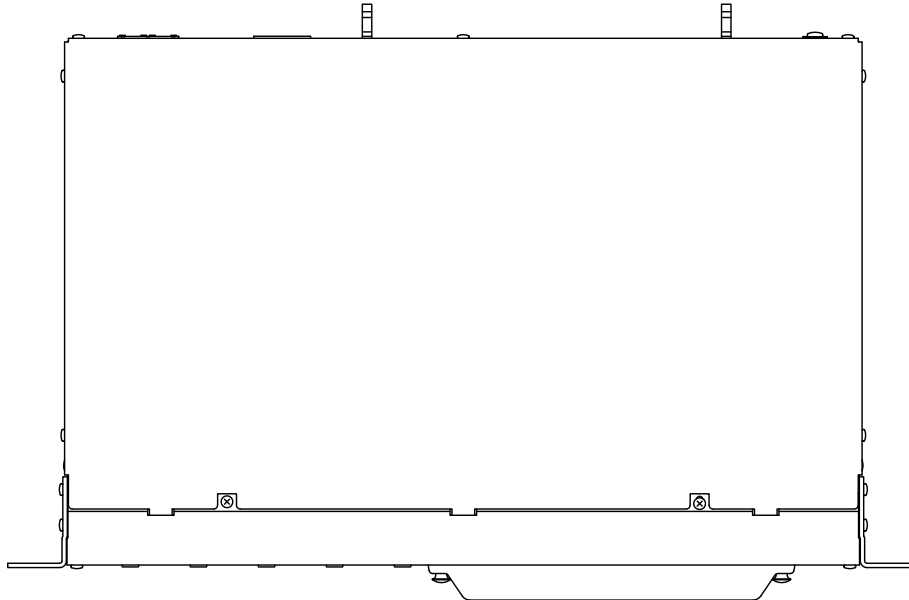
## SPECIFICATIONS

Power Source	20 – 33 V DC, removable terminal block (4 pins)
Current Consumption	0.09 A at 33 V DC input 0.11 A at 24 V DC input
LAN A, B	Number of Connectors: 2 (LAN A, LAN B) Network I/F: 100BASE-TX Network Protocol: TCP, ARP, ICMP, HTTP Connection Device: VX-3004F, VX-3008F, VX-3016F, NX-300, VX-3000CT, VX-3000PM, Switching HUB Connector: RJ45 connector Connection Cable: Category 5 twisted pair cable (CAT5) or greater Maximum Cable Distance: 100 m (328.08 ft)
Indicators	POWER (green) ⋯1, RUN (green) ⋯1, LINK/ACT (green) ⋯2, SIGNAL (green) ⋯8, FAULT (yellow) ⋯1, STATUS (green/yellow) ⋯9, SELECT (green) ⋯9
Volume Control	8 channels
Operation	Function key ⋯9, Reset key ⋯1, IP address setting switch ⋯1
Operating Temperature	0 °C to +40 °C (32 °F to 104 °F)
Operating Humidity	90 %RH or less (no condensation)
Finish	Panel: Surface-treated steel plate, black, 30 % gloss, paint Volume control section cover: ABS resin, gray smoke
Dimensions	482 (W) × 44 (H) × 315.2 (D) mm (18.98" × 1.73" × 12.41")
Weight	3 kg (6.61 lb)
Accessory	Rack mounting screw ⋯4, Removable terminal plug (4 pins) ⋯1

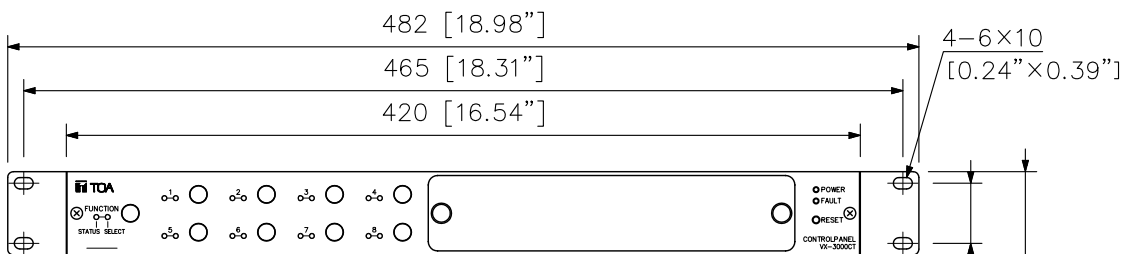
■ APPEARANCE



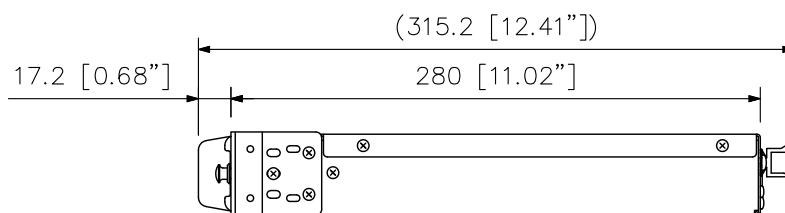
Rear View



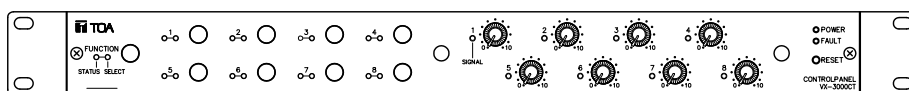
Top View



Front View



Side View



Front view without Volume control section cover

UNIT:mm SCALE:1/4

Note: Numerical value in parentheses is for reference only.